MANCHESTER ISLAMIC GRAMMAR SCHOOL FOR GIRLS

FAITH • LEARNING • LIFE

SCHOOL ALLERGY MANAGEMENT POLICY

Document control

This policy has been approved for operation within:	**Manchester Islamic Grammar School for Girls.**
Date of last review:	**JULY 2026**
Date of next review:	**JULY 2027**
Review period:	**1 year**
Policy status:	**Statutory**
Owner:	**MIGSG**

Author	Hilary Stear
Review Frequency	Annually
Purpose	To minimise the risk of any student suffering a serious allergic reaction whilst at school or attending any school related activity. To ensure staff are properly prepared to recognise and manage serious allergic reactions should they arise.
Links with other policies	Health & Safety Policy Food Safety Policy First Aid Policy

The named staff members responsible for co-ordinating staff anaphylaxis training and the upkeep of the school's anaphylaxis policy are:

Mrs. Hilary Stear (Health & Safety Coordinator)

Mrs. Amina Suleiman (Acting Assistant Headteacher)

Ms. Jamila Kossar (Acting Headteacher)

Contents

1. Introduction
2. Roles and responsibilities
3. Allergy action plans
4. Emergency treatment and management of anaphylaxis
5. Supply, storage and care of medication
6. 'Spare' adrenaline auto-injectors in school
7. Staff training
8. Inclusion and safeguarding
9. Catering
10. School trips
11. Allergy awareness and nut bans
12. Risk assessment
13. Useful links
14. Anaphylaxis risk assessment template
15. BASCI Allergy Plan for Epipen® user
16. BASCI Allergy Plan for Jext® pen user
17. BASCI Allergy Plan for non AAI user

1. Introduction

An allergy is a reaction of the body's immune system to substances that are usually harmless. The reaction can cause minor symptoms such as itching, sneezing or rashes but sometimes causes a much more serious reaction called anaphylaxis.

Anaphylaxis is a serious, life-threatening allergic reaction. It is at the extreme end of the allergic spectrum. The whole body is affected often within minutes of exposure to the allergen, but sometimes it can be hours later. Causes can include foods, insect stings, and drugs.

Most healthcare professionals consider an allergic reaction to be anaphylaxis when it involves difficulty breathing or affects the heart rhythm or blood pressure. Anaphylaxis symptoms are often referred to as the ABC symptoms (Airway, Breathing, Circulation).

It is possible to be allergic to anything which contains a protein, however most people will react to a fairly small group of potent allergens.

Common UK Allergens include (but are not limited to): -
Peanuts, Tree Nuts, Sesame, Milk, Egg, Fish, Latex, Insect Venom, Pollen and Animal Dander.

This policy sets our how Manchester Islamic Grammar School for Girls will support students with allergies, to ensure they are safe and are not disadvantaged in any way whilst taking part in school life.

2. Roles and responsibilities

Parent Responsibilities

- On entry to the school, it is the parent's responsibility to inform Health & Safety Coordinator of any allergies. This information should include all previous serious allergic reactions, history of anaphylaxis and details of all prescribed medication.
- Parents are to supply a copy of their child's Allergy Action Plan to school. If they do not currently have an Allergy Action Plan this should be developed as soon as possible in collaboration with a healthcare professional e.g. GP/Allergy specialist.
- Parents are responsible for ensuring any required medication is supplied, in date and replaced as necessary.
- Parents are requested to keep the school up to date with any changes in allergy management. The Allergy Action Plan will be updated accordingly.

Staff Responsibilities

- All staff will complete anaphylaxis training. Training is provided for all staff on a yearly basis and on an ad-hoc basis for any new members of staff.
- Staff must be aware of the students in their care (regular or cover classes) who have known allergies as an allergic reaction could occur at any time and not just at mealtimes. Any food-related activities must be supervised with due caution. This information is available on Bromcom.
- Staff leading school trips will ensure they carry all relevant emergency supplies. Trip leaders will check that all students with medical conditions, including allergies, carry their medication. Students unable to produce their required medication will not be able to attend the excursion.
- Health & Safety Coordinator will ensure that the up-to-date Allergy Action Plan is kept with the student's medication.
- It is the parent's responsibility to ensure all medication is in date, however the Health & Safety Coordinator will check medication kept at school on a termly basis and send a reminder to parents if medication is approaching expiry. A log is kept by the Health & Safety Coordinator.

- Health & Safety Coordinator keeps a register of students who have been prescribed an adrenaline auto-injector (AAI) and a record of use of any AAI(s) and emergency treatment given.
- Any emergency adrenaline auti-injectors (AAI) used are logged with Kitt Medical for immediate replacement.

Student Responsibilities

- Students are encouraged to have a good awareness of their symptoms and to let an adult know as soon as they suspect they are having an allergic reaction.
- Students who are trained and confident to administer their own adrenaline auto-injector will be encouraged to take responsibility for carrying them on their persons at all times.
- Assembly reminder each year on how to use adrenaline auto-injectors (AAIs)

3. Allergy Action Plans

Allergy action plans are designed to function as individual healthcare plans for children with food allergies, providing medical and parental consent for schools to administer medicines in the event of an allergic reaction, including consent to administer a spare adrenaline auto-injector.

Manchester Islamic Grammar School recommends using the British Society of Allergy and Clinical Immunology **(BSACI) Allergy Action Plans** to ensure continuity. This is a national plan that has been agreed by the BSACI, Anaphylaxis UK and Allergy UK.

It is the parent/carer's responsibility to complete the allergy action plan with help from a healthcare professional (e.g. GP/Allergy Specialist) and provide this to the school.

4. Emergency Treatment and Management of Anaphylaxis

What to look for:
Symptoms usually come on quickly, within minutes of exposure to the allergen.

Mild to moderate allergic reaction symptoms may include:

- A red raised rash (known as hives or urticaria) anywhere on the body
- A tingling or itchy feeling in the mouth
- Swelling of lips, face or eyes
- Stomach pain or vomiting

More serious symptoms are often referred to as the ABC symptoms and can include:

- AIRWAY – swelling in the throat, tongue or upper airways (tightening of the throat, hoarse voice, difficulty swallowing)
- BREATHING – sudden onset wheezing, breathing difficulty, noisy breathing
- CIRCULATION – dizziness, feeling faint, sudden sleepiness, tiredness, confusion, pale clammy skin, loss of consciousness

The term for this more serious reaction is anaphylaxis. In extreme cases there could be a dramatic fall in blood pressure. The person may become weak and floppy and may have a sense of something terrible happening. This may lead to collapse and unconsciousness and, on rare occasions, can be fatal.

If the student has been exposed to something they are known to be allergic to, then it is more likely to be an anaphylactic reaction.

Anaphylaxis can develop very rapidly, so a treatment is needed that works rapidly. **Adrenaline** is the mainstay of treatment, and it starts to work within seconds.

What does adrenaline do?

- It opens up the airways
- It stops swelling
- It raises the blood pressure

As soon as anaphylaxis is suspected, adrenaline must be administered without delay.

Action:

- Keep the student where they are, call for help and do not leave them unattended.
- **LIE STUDENT FLAT WITH LEGS RAISED** - they can be propped up if struggling to breathe but this should be for as short a time as possible.
- **USE ADRENALINE AUTO-INJECTOR WITHOUT DELAY** and note the time given. AAIs should be given into the muscle in the outer thigh. Specific instructions vary by brand – always follow the instructions on the device.
- Call **999** and state **ANAPHYLAXIS (ana-fil-axis).**
- If no improvement after 5 minutes, administer second AAI.
- If no signs of life commence CPR.
- Call parent/carer as soon as possible.
- Inform the headteacher.

Whilst you are waiting for the ambulance, keep the student where they are. Do not stand them up, or sit them in a chair, even if they are feeling better. This could lower their blood pressure drastically, causing their heart to stop.

All students must go to hospital for observation after anaphylaxis even if they appear to have recovered as a reaction can reoccur after treatment.

5. Supply, storage and care of medication

Depending on their level of understanding and competence, students will be encouraged to take responsibility for and to carry their own **two** AAIs on them at all times (in a suitable bag/container).

For younger students or those not ready to take responsibility for their own medication, there should be an anaphylaxis kit which is kept safely, not locked away and **accessible to all staff.**

Medication should be stored in a suitable container and clearly labelled with the student's name. The student's medication storage container should contain:

- Two AAIs i.e. Epipen® or Jext® or Emerade®
- An up-to-date allergy action plan
- Antihistamine as tablets or syrup (if included on allergy action plan)
- Spoon if required
- Asthma inhaler (if included on allergy action plan).

It is the responsibility of the student's parents to ensure that the anaphylaxis kit is up-to-date and clearly labelled, however the Health & Safety Coordinator will check medication kept at school on a termly basis and send a reminder to parents if medication is approaching expiry.

Older children and medication

Older children and teenagers should, where possible, assume responsibility for their emergency kit under the guidance of their parents. However, symptoms of anaphylaxis can come on **very suddenly**, so school staff need to be prepared to administer medication if the young person cannot.

Storage
AAIs should be stored at room temperature, protected from direct sunlight and temperature extremes.

Disposal
AAIs are single use only and must be disposed of as sharps. Used AAIs can be given to ambulance paramedics on arrival or can be disposed of in a pre-ordered sharps bin. The sharps bin is kept in Room 402.

6. 'Spare' adrenaline auto-injectors in school

Manchester Islamic Grammar School for Girls has purchased spare **AAIs for emergency use in children who are at risk of anaphylaxis**, but their own devices are not available or not working (e.g. because they are out of date).

These are stored in a **Kitt Medical** container, clearly labelled 'Emergency Anaphylaxis Adrenaline Pen', in main reception and is easily **accessible and known to all staff.**

Manchester Islamic Grammar School for Girls holds 4 spare pens which are kept in the **main office reception.** The required key can be accessed either from the 'break in an emergency' case which is next to the box or from the designated key holders.
The designated key holders are:

1. Hilary Stear (Health & Safety Coordinator).
2. Key hanging behind the door in main reception.

The Health & Safety Coordinator is responsible for checking the spare medication is in date on a monthly basis and to contact Kitt Medical should a replacement be required. An automatic email reminder is sent direct to Health & Safety Coordinator by Kitt Medical to check AAIs and log on their system.

Written parental permission for use of the spare AAIs is included in the student's allergy action plan.

If anaphylaxis is suspected **in an undiagnosed individual** call the emergency services and state you suspect ANAPHYLAXIS. Follow advice from them as to whether administration of the spare AAI is appropriate.

7. Staff Training

The named staff members responsible for co-ordinating staff anaphylaxis training and the upkeep of the school's anaphylaxis policy are:

Mrs. Hilary Stear (Health & Safety Coordinator)

Mrs. Amina Suleiman (Acting Assistant Headteacher)

Ms. Jamila Kossar (Acting Headteacher)

All staff will complete online AllergyWise anaphylaxis training at the start of every academic year. Training is also available on an ad-hoc basis for any new members of staff.

Training includes:

- Knowing the common allergens and triggers of allergy.
- Spotting the signs and symptoms of an allergic reaction and anaphylaxis. Early recognition of symptoms is key, including knowing when to call for emergency services.
- Administering emergency treatment (including AAIs) in the event of anaphylaxis – knowing how and when to administer the medication/device.
- Measures to reduce the risk of a child having an allergic reaction e.g. allergen avoidance, knowing who is responsible for what.
- Managing allergy action plans and ensuring these are up to date.
- A practical session using trainer devices (the school has 3 trainer devices – 2 jext pens and 1 epipen).

8. Inclusion and safeguarding

Manchester Islamic Grammar School for Girls is committed to ensuring that all children with medical conditions, including allergies, in terms of both physical and mental health, are properly supported in school so that they can play a full and active role in school life, remain healthy and achieve their academic potential.

9. Catering

All food businesses (including school caterers) must follow the Food Information Regulations 2014 which states that allergen information relating to the 'Top 14' allergens must be available for all food products.

The Health & Safety Coordinator will inform the Catering Manager of students with food allergies.

The catering staff have a file containing Allergy Plans for all students with allergies that eat school lunches – this contains a list of students names with photographs containing details of known allergies and treatment required. New students are required to complete a health questionnaire and allergy sheet when they join the school and this information is passed to all relevant staff once obtained by the Health & Safety Coordinator.

The school adheres to the following Department of Health guidance recommendations:

- Bottles, other drinks and lunch boxes provided by parents for students with food allergies should be clearly labelled with the name of the child for whom they are intended.
- Parents of students with known allergies are provided with itemised menus containing list of known allergens.
- The students should be taught to also check with catering staff, before purchasing food or selecting their lunch choice
- Where food is provided by the school, staff should be educated about how to read labels for food allergens and instructed about measures to prevent cross contamination during the handling, preparation and serving of food. Examples include:
    - preparing food for children with food allergies first;
    - careful cleaning (using warm soapy water) of food preparation areas and utensils.
- Food should not be given to primary school age food-allergic children without parental engagement and permission (e.g. birthday parties, food treats)
- Use of food in crafts, cooking classes, science experiments and special events (e.g. fetes, assemblies, cultural events) needs to be considered and may need to be restricted/risk assessed depending on the allergies of particular students and their age.

10. School trips

Staff leading school trips will ensure they carry all relevant emergency supplies. Trip leaders will check that all students with medical conditions, including allergies, carry their medication. Students unable to produce their required medication will not be able to attend the excursion.

All the activities on the school trip will be risk assessed to see if they pose a threat to allergic students and alternative activities planned to ensure inclusion.

Overnight school trips should be possible with careful planning and a meeting for parents with the lead member of staff planning the trip should be arranged. Staff at the venue for an overnight school trip should be briefed early on that an allergic child is attending and will need appropriate food (if provided by the venue).

Sporting excursions

Allergic students should have every opportunity to attend sports trips to other schools. The school will ensure that the P.E. teacher/s are fully aware of the situation. The school being visited will be notified that a member of the team has an allergy when arranging the fixture. A member of staff trained in administering adrenaline will accompany the team. If another school feels that they are not equipped to cater for any food-allergic student, the school will arrange for the students to take alternative/their own food.

Most parents are keen that their children should be included in the full life of the school where possible, and the school will need their co-operation with any special arrangements required.

11. Allergy awareness and nut bans

Manchester Islamic Grammar School for Girls supports the approach advocated by Anaphylaxis UK towards nut bans/nut free schools. They would not necessarily support a blanket ban on any particular allergen in any establishment, including in schools. This is because nuts are only one of many allergens that could affect students, and no school could guarantee a truly allergen free environment for a student living with food allergy. They advocate instead for schools to adopt a culture of allergy awareness and education.

A 'whole school awareness of allergies' is a much better approach, as it ensures teachers, students and all other staff are aware of what allergies are, the importance of avoiding the students' allergens, the signs and symptoms, how to deal with allergic reaction and to ensure policies and procedures are in place to minimise risk.

12. Risk Assessment

Manchester Islamic Grammar School for Girls will conduct a detailed individual risk assessment for all new joining students with allergies and any students newly diagnosed, to help identify any gaps in our systems and processes for keeping allergic children safe

13. Useful Links

Anaphylaxis UK – https://www.anaphylaxis.org.uk

- Safer schools Programme – https://www.anaphylaxis.org.uk/eduation/safer-schools-programme/
- AllergyWise for Schools online training – https://www.allergywise.org.uk/p/allergywise-for-schools1

Allergy UK – https://www.allergyuk.org

- Whole school allergy and awareness management – https://www.allergyuk.org/schools/whole-school-allergy-awareness-andmanagement

BSACI Allergy Action Plans – https://www.bsaci.org/professional-resources-resources/paediatric-allergy-action-plans/

Spare Pens in School – http://www.sparepensinschools.uk

Department for Education supporting pupils at school with medical conditions – https://assets.publishing.service.gov.uk/givernment/uploads/system/uploads/attachement_data/file/803956/supoprting-pupils-at-school-with-medical-conditions.pdf

Department of Health guidance on the use of adrenaline auto-injectors in schools – https://assets.publishing.service.gov.uk/government/uploads/system/uploads/attachment_data/file/645476/Adrenalin_auto_injectors_in_schools.pdf

Food allergy quality standards (The National Institute for Health and Care Excellence, March 2016) https://www.nice.org.uk/guidance/qs118

Anaphylaxis: assessment and referral after emergency treatment (The National Institute for Health and Care Excellence, 2020) https://www.nice.org.uk/guidance/cg134?unlid=22904150420167115834

14. Anaphylaxis Risk Assessment

MANCHESTER ISLAMIC GRAMMAR SCHOOL FOR GIRLS
FAITH • LEARNING • LIFE

This form should be completed by the school in liaison with the parents/carers and the child, if appropriate. It should be shared with everyone who has contact with the child/young person.

Child/Young Person Name:	Date of Birth:
School: Phase: Primary/Secondary:	Teacher/Tutor:
Name and role of other professionals involved in this Risk Assessment (i.e. Specialist Nurse or School Nurse):	
Date of Assessment:	Reassessment due (this would usually be annually, unless there is an incident, at which point the risk assessment should be reviewed):
I give permission for this to be shared with anyone who needs this information to keep the child/young person safe: **Signatures:** Head teacher: Date Parents/Carers Date Child/Young Person Date	
What is this child/young person allergic to? Allergen exposure risks to be considered Ingestion ☐ Direct contact ☐ Indirect contact ☐	
Does this child already have an Allergy Action Plan or an Individual Healthcare Plan? YES ☐ NO ☐ Is the child prescribed adrenaline auto-injectors (AAIs)? YES ☐ NO ☐	

Summary of current medical evidence seen as part of the risk assessment (copies attached)
Key Questions - Please consider the activities below and insert any considerations than need to be put in place to enable the child to take part.
Activities
Crayons/painting:
Creative activities: i.e. craft paste/glue, pasta
Science type activity: i.e. bird feeders, planting seeds, food
Cooking (food prep area and ingredients):
Meal time: kitchen prepared food (is allergy information available): packed lunches:
Snacks (is allergy information available):
Drinks:
Celebrations: e.g. Eid:
Hand washing (secondary school how accessible is this for the child):
Indoor play/PE (AAIs to be with the child):
Outdoor play/PE (AAIs to be with the child):
Offsite trips (are staff who accompany trip trained to use AAI?):
Allergy Management
Does the child know when they are having an allergic reaction?
What signs are there that the child is having an allergic reaction?
What action needs to be taken if the child has an allergic reaction?
If the medication is stored in one secure place are there any occasions when this will not be within 5 minutes reach if required? Yes ☐ No ☐

If Yes state when and how this can be adjusted:
If the child is trained and confident can the medication be carried by them throughout the day? Yes ☐ No ☐ If No state reason:
Does the child have two of their own prescribed AAIs?
How many staff need to be trained to meet this child's need?
Are there backup spare AAIs available and where are they located?
Outcome of Risk Assessment **New Allergy Action Plan/Individual Healthcare Plan required? YES ☐ NO ☐** **Existing Allergy Action Plan/Individual Healthcare Plan to be updated? YES ☐ NO ☐**

15. Allergy Action Plan for Epipen® User:

BSACI Improving Allergy Care

ALLERGY ACTION PLAN

RCPCH anaphylaxis UK AllergyUK

This child/young person has the following allergies:

Name:

DOB:

Watch for signs of ANAPHYLAXIS

(a potentially life-threatening allergic reaction)

Anaphylaxis may occur without skin symptoms: ALWAYS consider anaphylaxis in someone with known food allergy who has SUDDEN DIFFICULTY IN BREATHING

A AIRWAY
- Persistent cough
- Hoarse voice
- Difficulty swallowing
- Swollen tongue

B BREATHING
- Difficult or noisy breathing
- Wheeze or persistent cough

C CONSCIOUSNESS
- Persistent dizziness
- Pale or floppy
- Suddenly sleepy
- Collapse/unconscious

IF ANY ONE (OR MORE) OF THESE SIGNS ABOVE ARE PRESENT:

1. Lie flat with legs raised (if breathing is difficult, allow person to sit)
2. Use Adrenaline autoinjector without delay (eg. EpiPen®) (Dose: mg)
3. Dial 999 for ambulance and say ANAPHYLAXIS ("ANA-FIL-AX-IS")

*** IF IN DOUBT, GIVE ADRENALINE ***

AFTER GIVING ADRENALINE:

1. Stay with child/young person until ambulance arrives, do NOT stand them up. Keep them lying down, even if things seem to be getting better.
2. Phone parent/emergency contact. If you are on your own, call a friend or relative and ask them to come over.
3. If no improvement after 5 minutes, give a further adrenaline dose using a second autoinjector device, if available.

Commence CPR if there are no signs of life

You can dial 999 from any phone, even if there is no credit left on a mobile. Medical observation in hospital is recommended after anaphylaxis.

Mild/moderate reaction:

- Swollen lips, face or eyes
- Itchy/tingling mouth
- Mild throat tightness
- Hives or itchy skin rash
- Abdominal pain or vomiting
- Sudden change in behaviour

Action to take:

- Stay with person, call for help if needed
- Locate adrenaline autoinjector(s)
- Give antihistamine:

Loratadine 5mg

(If vomited, can repeat dose)

- Phone parent/emergency contact
- Do not take a shower to help with itchy skin, this can worsen the reaction

Emergency contact details:

1) Name:

2) Name:

Parental consent: I hereby authorise school staff to administer the medicines listed on this plan, in accordance with Department of Health Guidance on the use of AAIs in schools.

Signed:

Print name:

Date:

Consent is required for children under 16 years (and for young people over 16 unable to give consent themselves) except in an unforeseen emergency

For more information about managing anaphylaxis in schools and "spare" adrenaline autoinjectors, visit: sparepensinschools.uk

© BSACI 10/2024

How to give EpiPen®

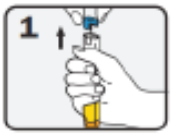

PULL OFF BLUE SAFETY CAP and grasp EpiPen. Remember: "blue to sky, orange to the thigh"

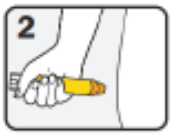

Hold leg still and PLACE ORANGE END against mid-outer thigh "with or without clothing"

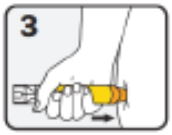

PUSH DOWN HARD until a click is heard or felt and hold in place for 3 seconds. Remove EpiPen.

Additional instructions:

If wheezy due to an allergic reaction, GIVE ADRENALINE FIRST and then asthma reliever (e.g. blue puffer) via spacer, if prescribed

This is a medical document to be completed by a healthcare professional. It must not be altered without their permission. This document provides medical authorisation for schools to administer a 'spare' back-up adrenaline autoinjector if needed, as permitted by the Human Medicines (Amendment) Regulations 2017. During travel, adrenaline auto-injector devices must be carried in hand-luggage or on the person, and NOT in the luggage hold. This action plan and medical authorisation to carry emergency autoinjectors has been prepared by:

Sign & print name:

Hospital/Clinic:

Date:

16. **Allergy Action Plan for Jext® Pen User:**

BSACI Improving Allergy Care

ALLERGY ACTION PLAN

RCPCH anaphylaxis UK AllergyUK

This young person has the following allergies:

Name:

DOB:

Mild/moderate reaction:

- Swollen lips, face or eyes
- Itchy/tingling mouth
- Mild throat tightness
- Hives or itchy skin rash
- Abdominal pain or vomiting
- Sudden change in behaviour

Action to take:

- Stay with person, call for help if needed
- Locate adrenaline autoinjector(s)
- Give antihistamine:

Loratadine 5mg

(If vomited, can repeat dose)

- Phone parent/emergency contact
- Do not take a shower to help with itchy skin, this can worsen the reaction

Watch for signs of ANAPHYLAXIS

(a potentially life-threatening allergic reaction)

Anaphylaxis may occur without skin symptoms: ALWAYS consider anaphylaxis in someone with known food allergy who has SUDDEN DIFFICULTY IN BREATHING

A AIRWAY	B BREATHING	C CONSCIOUSNESS
• Persistent cough	• Difficult or noisy breathing	• Persistent dizziness
• Hoarse voice	• Wheeze or persistent cough	• Pale or floppy
• Difficulty swallowing		• Suddenly sleepy
• Swollen tongue		• Collapse/unconscious

IF ANY ONE (OR MORE) OF THESE SIGNS ABOVE ARE PRESENT:

1. Lie flat with legs raised (if breathing is difficult, allow person to sit)
2. Use Adrenaline autoinjector without delay (eg. JEXT®) (Dose: mg)
3. Dial 999 for ambulance and say ANAPHYLAXIS ("ANA-FIL-AX-IS")

*** IF IN DOUBT, GIVE ADRENALINE ***

AFTER GIVING ADRENALINE:

1. Stay with child/young person until ambulance arrives, do NOT stand them up. Keep them lying down, even if things seem to be getting better.
2. Phone parent/emergency contact. If you are on your own, call a friend or relative and ask them to come over.
3. If no improvement after 5 minutes, give a further adrenaline dose using a second autoinjector device, if available.

Commence CPR if there are no signs of life

You can dial 999 from any phone, even if there is no credit left on a mobile.
Medical observation in hospital is recommended after anaphylaxis.

Emergency contact details:

1) Name:

2) Name:

Parental consent: I hereby authorise school staff to administer the medicines listed on this plan, in accordance with Department of Health Guidance on the use of AAIs in schools.

Signed:

Print name:

Date:

Consent is required for children under 16 years (and for young people over 16 unable to give consent themselves) except in an unforeseen emergency

For more information about managing anaphylaxis in schools and "spare" adrenaline autoinjectors, visit: sparepensinschools.uk

© BSACI 10/2024

How to give JEXT®

Additional instructions:

If wheezy due to an allergic reaction, GIVE ADRENALINE FIRST and then asthma reliever (e.g. blue puffer) via spacer, if prescribed.

This is a medical document to be completed by a healthcare professional. It must not be altered without their permission. This document provides medical authorisation for schools to administer a 'spare' back-up adrenaline autoinjector if needed, as permitted by the Human Medicines (Amendment) Regulations 2017. During travel, adrenaline auto-injector devices must be carried in hand-luggage or on the person, and NOT in the luggage hold. This action plan and medical authorisation to carry emergency autoinjectors has been prepared by:

Sign & print name:

Hospital/Clinic:

Date:

17. Allergy Action Plan for Non AAI user:

BSACI Improving Allergy Care

ALLERGY ACTION PLAN

RCPCH anaphylaxis UK AllergyUK

This child/young person has the following allergies:

Name:

DOB:

Mild/moderate reaction:

- Swollen lips, face or eyes
- Itchy/tingling mouth
- Mild throat tightness
- Hives or itchy skin rash
- Abdominal pain or vomiting
- Sudden change in behaviour

Action to take:

- Stay with person, call for help if needed
- Locate adrenaline autoinjector(s)
- Give antihistamine:

Loratadine 5mg

(If vomited, can repeat dose)

- Phone parent/emergency contact
- Do not take a shower to help with itchy skin, this can worsen the reaction

Watch for signs of ANAPHYLAXIS

(a potentially life-threatening allergic reaction)

Anaphylaxis may occur without skin symptoms: ALWAYS consider anaphylaxis in someone with known food allergy who has SUDDEN DIFFICULTY IN BREATHING

A AIRWAY
- Persistent cough
- Hoarse voice
- Difficulty swallowing
- Swollen tongue

B BREATHING
- Difficult or noisy breathing
- Wheeze or persistent cough

C CONSCIOUSNESS
- Persistent dizziness
- Pale or floppy
- Suddenly sleepy
- Collapse/unconscious

IF ANY ONE (OR MORE) OF THESE SIGNS ABOVE ARE PRESENT:

1. Lie flat with legs raised (if breathing is difficult, allow person to sit)
2. Dial 999 for ambulance and say ANAPHYLAXIS ("ANA-FIL-AX-IS")
3. In a school with "spare" back-up adrenaline autoinjectors, ADMINISTER the SPARE AUTOINJECTOR if available
4. Stay with child/young person until ambulance arrives, do NOT stand them up
5. Phone parent/emergency contact. Phone parent/emergency contact. If you are on your own, call a friend or relative and ask them to come over.
6. Commence CPR if there are no signs of life

*** IF IN DOUBT, GIVE ADRENALINE ***

You can dial 999 from any phone, even if there is no credit left on a mobile. Medical observation in hospital is recommended after anaphylaxis. For more information about managing anaphylaxis in schools and "spare" back-up adrenaline autoinjectors, visit: sparepensinschools.uk

Emergency contact details:

1) Name:

2) Name:

Additional instructions:

If wheezy due to an allergic reaction, DIAL 999 and GIVE ADRENALINE using a "back-up" adrenaline autoinjector if available, then use asthma reliever (e.g. blue puffer) via spacer, if prescribed

Parental consent: I hereby authorise school staff to administer the medicines listed on this plan, in accordance with Department of Health Guidance on the use of AAIs in schools.

Signed:

Print name:

Date:

Consent is required for children under 16 years (and for young people over 16 unable to give consent themselves) except in an unforeseen emergency

For more information about managing anaphylaxis in schools and "spare" adrenaline autoinjectors, visit: sparepensinschools.uk

© BSACI 10/2024

This BSACI Action Plan for Allergic Reactions is for children and young people with mild food allergies, who need to avoid certain allergens. For children/young adults at risk of anaphylaxis and who have been prescribed an adrenaline autoinjector device, there are BSACI Action Plans which include instructions for adrenaline autoinjectors. These can be downloaded at **bsaci.org**

For further information, consult NICE Clinical Guidance CG116 Food allergy in children and young people at **guidance.nice.org.uk/CG116**

This is a medical document to be completed by a healthcare professional. It must not be altered without their permission. This document provides medical authorisation for schools to administer a 'spare' back-up adrenaline autoinjector if needed, as permitted by the Human Medicines (Amendment) Regulations 2017. The healthcare professional named below confirms that there are no medical contra-indications to the above-named child being administered an adrenaline autoinjector by school staff in an emergency. **This plan has been prepared by:**

Sign & print name:

Hospital/Clinic:

Date: